

Zehnder Kleo

Product data sheet

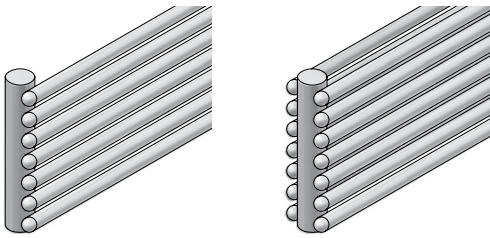


Zehnder Kleo is sophisticated and functional. Its elegant, open and transparent construction is supported by high performance and a lot more: Retrofit models are available for existing pipework. Special solutions are also readily available. Zehnder Kleo is also available as a room divider. Available in almost any colour and finish from the Zehnder colour chart.

Benefits

- Retrofit models available for existing pipework, providing simple installation for renovation projects
- Light, seamless design through its element construction
- Special solutions support a wide range of application, such as room divider
- High proportion of radiation ensures comfort
- Complies with statutory safety regulations
- Compatible with a heat pump and/or low-temperature systems

Model overview



Model horizontal single-layer Model horizontal double-layer

Models KLH, 1-layer

Technical specifications for length 1000 mm

Model	H mm	T mm	Thermal output		
			75/65/20 °C ¹⁾ Watt	70/55/20 °C Watt	55/45/20 °C Watt
KLH-022	233	55	279	230	151
KLH-200	2015	55	2492	2041	1330
KLH-193	1949	55	2417	1979	1289
KLH-187	1883	55	2342	1918	1249
KLH-180	1817	55	2267	1850	1197
KLH-174	1751	55	2191	1791	1163
KLH-167	1685	55	2115	1729	1123
KLH-160	1619	55	2038	1666	1082
KLH-154	1553	55	1960	1602	1040
KLH-147	1487	55	1882	1539	999
KLH-141	1421	55	1804	1475	958
KLH-134	1355	55	1725	1410	916
KLH-127	1289	55	1646	1346	874
KLH-121	1223	55	1566	1280	831
KLH-114	1157	55	1485	1214	788
KLH-108	1091	55	1405	1149	746
KLH-101	1025	55	1323	1082	702
KLH-094	959	55	1241	1013	655
KLH-088	893	55	1159	946	612
KLH-081	827	55	1076	878	568
KLH-075	761	55	993	810	524
KLH-068	695	55	909	742	480
KLH-061	629	55	824	673	435
KLH-055	563	55	739	603	390
KLH-048	497	55	654	534	345
KLH-042	431	55	564	464	306

H = height, L = length

1) Nominal heat output according to EN 442

Models KLH, 1-layer

Technical specifications for length 1000 mm

Model	H mm	T mm	Thermal output		
			75/65/20 °C ¹⁾ Watt	70/55/20 °C Watt	55/45/20 °C Watt
KLH-035	365	55	466	383	252
KLH-028	299	55	371	305	201
KLH-207	2081	55	2566	2101	1369
KLH-213	2147	55	2639	2161	1408

Models KLHD, 2-layer

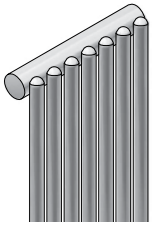
Technical specifications for length 1000 mm

Model	H mm	T mm	Thermal output		
			75/65/20 °C ¹⁾ Watt	70/55/20 °C Watt	55/45/20 °C Watt
KLHD-022	233	72	540	440	284
KLHD-200	2015	72	3444	2806	1809
KLHD-193	1949	72	3347	2727	1758
KLHD-187	1883	72	3250	2648	1708
KLHD-180	1817	72	3152	2568	1656
KLHD-174	1751	72	3053	2488	1604
KLHD-167	1685	72	2954	2407	1552
KLHD-160	1619	72	2854	2326	1499
KLHD-154	1553	72	2754	2244	1447
KLHD-147	1487	72	2653	2162	1394
KLHD-141	1421	72	2552	2080	1341
KLHD-134	1355	72	2450	1996	1287
KLHD-127	1289	72	2347	1912	1233
KLHD-121	1223	72	2244	1829	1179
KLHD-114	1157	72	2140	1744	1124
KLHD-108	1091	72	2034	1657	1069
KLHD-101	1025	72	1928	1571	1013
KLHD-094	959	72	1821	1484	957
KLHD-088	893	72	1713	1396	900
KLHD-081	827	72	1604	1307	843
KLHD-075	761	72	1494	1217	785
KLHD-068	695	72	1382	1126	726
KLHD-061	629	72	1268	1033	666
KLHD-055	563	72	1153	940	606
KLHD-048	497	72	1036	844	544
KLHD-042	431	72	917	747	482
KLHD-035	365	72	795	648	418
KLHD-028	299	72	670	546	352
KLHD-207	2081	72	3541	2885	1860
KLHD-213	2147	72	3637	2964	1911

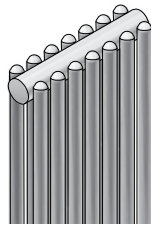
H = height, L = length

1) Nominal heat output according to EN 442

Model overview



Model vertical single-layer



Model vertical double-layer

Models KLV, 1-layer

Technical specifications per element

Model	H mm	T mm	Thermal output		
			75/65/20 °C ¹⁾ Watt	70/55/20 °C Watt	55/45/20 °C Watt
KLV-050	500	55	22.3	18.1	11.7
KLV-060	600	55	26.1	21.2	13.7
KLV-070	700	55	29.9	24.3	15.7
KLV-080	800	55	33.7	27.4	17.6
KLV-090	900	55	37.4	30.4	19.5
KLV-100	1000	55	41.1	33.4	21.4
KLV-110	1100	55	44.8	36.4	23.4
KLV-120	1200	55	48.5	39.4	25.3
KLV-150	1500	55	59.4	48.3	31.0
KLV-180	1800	55	70.2	57.0	36.5
KLV-200	2000	55	77.5	62.9	40.3
KLV-220	2200	55	84.7	68.7	44.0
KLV-250	2500	55	95.6	77.6	49.7
KLV-280	2800	55	107	86.7	55.3
KLV-300	3000	55	114	92.4	58.9

Models KLVD, 2-layer

Technical specifications per element

Model	H mm	T mm	Thermal output		
			75/65/20 °C ¹⁾ Watt	70/55/20 °C Watt	55/45/20 °C Watt
KLVD-050	500	72	34.3	27.8	17.8
KLVD-060	600	72	40.4	32.8	21.0
KLVD-070	700	72	46.4	37.6	24.1
KLVD-080	800	72	52.3	42.4	27.2
KLVD-090	900	72	58.1	47.1	30.2
KLVD-100	1000	72	63.8	51.9	33.3
KLVD-110	1100	72	69.4	56.4	36.2
KLVD-120	1200	72	74.9	60.9	39.1
KLVD-150	1500	72	91.0	74.0	47.5
KLVD-180	1800	72	106	86.2	55.4
KLVD-200	2000	72	116	94.3	60.6
KLVD-220	2200	72	126	103	66.2
KLVD-250	2500	72	140	114	73.5
KLVD-280	2800	72	153	124	79.1
KLVD-300	3000	72	162	131	83.8

H = height, L = length

1) Nominal heat output according to EN 442

